



# KUMARI VIDYAVATI ANAND DAV COLLEGE FOR WOMEN RAILWAY ROAD, KARNAL - 132001

DIRECTLY MANAGED BY DAV COLLEGE MANAGING COMMITTEE, NEW DELHI

Affiliated with Kurukshetra University Kurukshetra, Affiliated with UGC 2 (f) / 12 (B)

(Re-Accredited 'A' Grade by NAAC)

Ph. 0184 2253329, 2252429,  
4063227, 4063264

Ref. \_\_\_\_\_

Selected under "Star College" Scheme  
of Deptt. of Biotechnology,  
Govt. of India

Dated 15-9-2022

M. 08295727743  
Fax : 0184-2253329  
E-mail : kvadavw@gmail.com  
Visit us : www.kvadav.com  
Facebook : kvadavkarnal

## KVADAV COLLEGE FOR WOMEN

Railway Road, Karnal

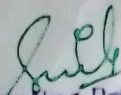
### Proforma for Students' Satisfaction Survey (Teaching and Learning)

- How much of the syllabus was covered in the class?  
4 – 85 to 100%      3 – 70 to 84%      2 – 55 to 69%  
1 – 30 to 54%      0 – Below 30%
- How well did the teachers prepare for the classes?  
4 – Thoroughly      3 – Satisfactorily  
2 – Poorly      1 – Indifferently  
0 – Won't teach at all
- How well were the teachers able to communicate?  
4 – Always effective      3 – Sometimes effective      2 – Just satisfactorily  
1 – Generally Ineffective      0 – Very poor communication
- The teacher's approach to teaching can best be described as  
4 – Excellent      3 – Very good      2 – Good  
1 – Fair      0 – Poor
- Fairness of the internal evaluation process by the teachers.  
4 – Always fair      3 – Usually fair      2 – Sometimes unfair  
1 – Usually unfair      0 – Unfair
- Was your performance in assignments discussed with you?  
4 – Every time      3 – Usually      2 – Occasionally/Sometimes      1 – Rarely      0 – Never
- The institute takes active interest in promoting internship, student exchange, field visit opportunities for students.  
4 – Regularly      3 – Often      2 – Sometimes  
1 – Rarely      0 – Never

*Signature*  
Officiating Principal  
Kumari Vidyavati Anand  
DAV College for Women  
Karnal



8. The teaching and mentoring process in your institute facilitates you in cognitive, social and emotional growth.  
4 – Significantly 3 – Very well 2 – Moderately 1 – Marginally 0 – Not at all
9. The institution provides multiple opportunities to learn and grow.  
4 – Strongly agree 3 – Agree 2 – Neutral  
1 – Disagree 0 – Strongly disagree
10. Teachers inform you about your expected competencies, course outcomes and programme outcomes.  
4 – Every time 3 – Usually 2 – Occasionally/Sometimes  
1 – Rarely 0 – Never
11. Your mentor does a necessary follow-up with an assigned task to you.  
4 – Every time 3 – Usually 2 – Occasionally/Sometimes 1 – Rarely  
0 – I don't have a mentor
12. The teachers illustrate the concepts through examples and applications.  
4 – Every time 3 – Usually 2 – Occasionally/Sometimes  
1 – Rarely 0 – Never
13. The teachers identify your strengths and encourage you with providing right level of challenges.  
4 – Fully 3 – Reasonably 2 – Partially  
1 – Slightly 0 – Unable to
14. The teachers are able to identify your weaknesses and help you to overcome them.  
4 – Every time 3 – Usually 2 – Sometimes  
1 – Rarely 0 – Never
15. The institution makes effort to engage students in the monitoring, review and continuous quality improvement of the teaching learning process.  
4 – Strongly agree 3 – Agree 2 – Neutral  
1 – Disagree 0 – Strongly disagree
16. The institute/teachers use student centric methods, such as experiential learning, participative learning and problem solving methodologies for enhancing learning experiences.  
4 – To a great extent 3 – Moderate 2 – Some what  
1 – Very little 0 – Not at all
17. Teachers encourage you to participate in extracurricular activities.  
4 – Strongly agree 3 – Agree 2 – Neutral  
1 – Disagree 0 – Strongly disagree
18. Efforts are made by the Institution/teachers to inculcate soft skills, life skills and employability skills to make you ready for the world of work.  
4 – To a great extent 3 – Moderate 2 – Somewhat  
1 – Very little 0 – Not at all

  
 Officiating Principal  
 Sumari Vidyavati Anand  
 DAV College for Women  
 Karnal

19. What percentage of teachers use ICT tools such as LCD/LED projector, Multimedia ,etc. while teaching.

4 – Above 90%

3 – 70 – 89%

2 – 50 – 69%

1 – 30 – 49%

0 – Below 29%

20. The overall quality of teaching-learning process in your institute is very good.

4 – Strongly agree

3 – Agree

2 – Neutral

1 – Disagree

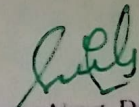
0 – Strongly disagree

21. Give observation / suggestions to improve the overall teaching – learning experience in your institution.

a)

b)

c)

  
Officiating Principal  
Sumari Vidyavati Anand  
DAV College for Women  
Karnataka



## **Analysis & Report of Students' Satisfaction Survey** **(Teaching & Learning)**

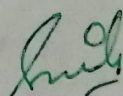
Our College conducted a survey to measure student satisfaction each year as per format of NAAC. A questionnaire consisting of 21 questions (20 objective type questions and 1 open ended question) was furnished to 300 students. These questions concern teaching-learning pedagogy and evaluation. Questionnaire comprises of various questions based on specific skills of teacher like subject knowledge, communication skills, class preparation and use of ICT tools. Questions pertain to specific teaching skills of the teacher, to his/her overall approach to the educational process. The overall orientation of the teacher and institution with respect to providing the right environment, motivation, interpersonal relationships etc. Open ended question provides an opportunity to the students to give their suggestions and criticisms in their own words.

The response of 20 objective type questions are scaled on a scale of 0 to 4, with the most positive response being rated as 4 and the most negative response being rated as 0. The mean score for each question is calculated. This figure will range from 4 to 0 and gives the mean satisfaction level of the students for the institute.

The collected and analyzed feedback of the students is discussed in the Staff Council Meeting for improvement in various aspects of the institution.

The survey for the session 2021-22 was conducted on 300 students. The analysis of the survey has been done and presented in the form of bar diagrams. It has been found that most of the students are satisfied with teacher's preparation for the class. Efforts are being made to maximize the use of PPT, Smart class rooms and other means for better communication with the students. Most of the students have agreed in affirmative that the quality of teaching learning process in the institute is very good and every care is being taken to improve it further for betterment of students.

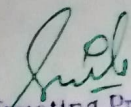
The outcome of the student satisfaction survey asserts that the students are satisfied. However, the college is constantly striving to improve further on important points.

  
Officiating Principal  
Yumari Vidyavati Anand  
DAV College for Women  
Karnal

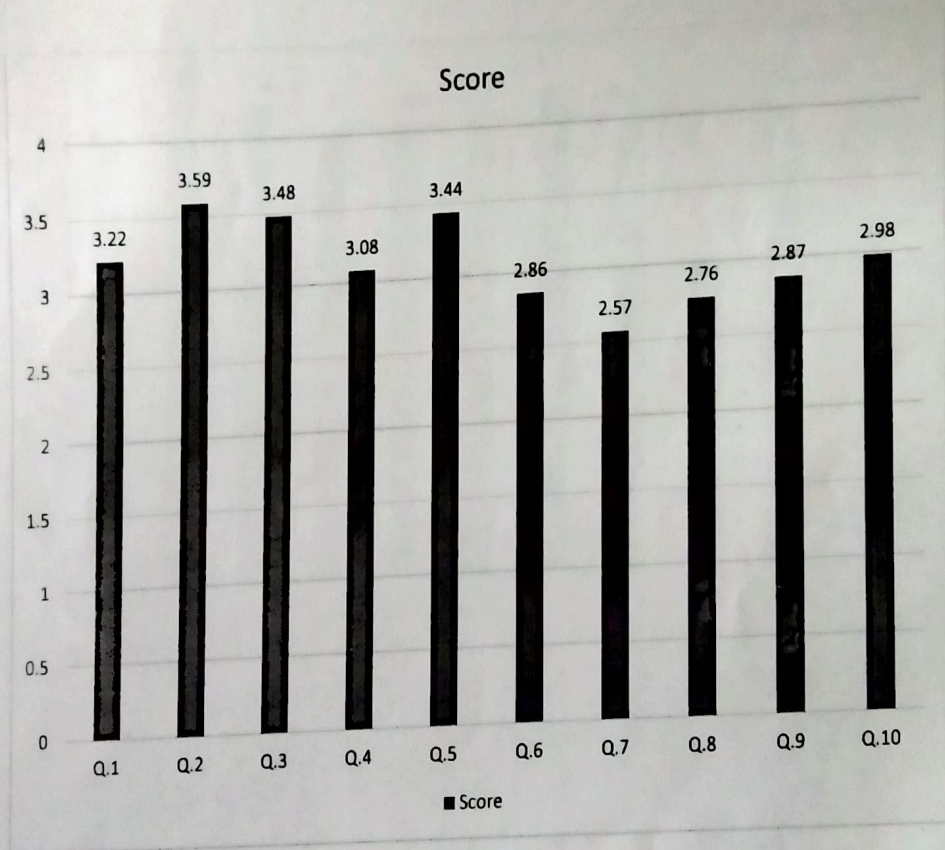
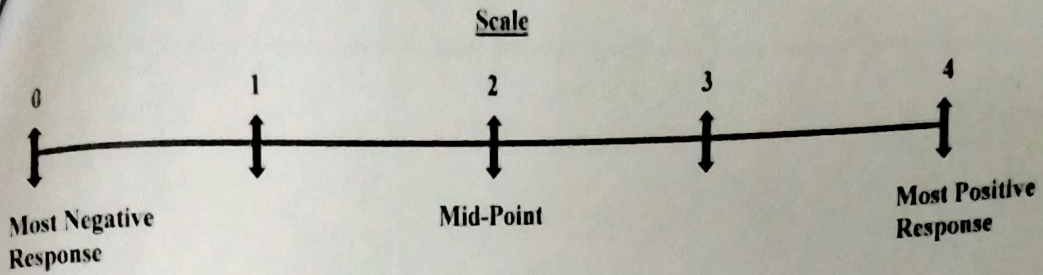


## Result of the Survey

	4	3	2	1	0	Mean Score
Q.1	45.7%	35.6%	14.7%	3%	1%	3.22
Q.2	68%	28%	0.6%	2.3%	1%	3.59
Q.3	67%	17.3%	13.3%	1.6%	0.6%	3.48
Q.4	35.6%	41%	20%	3%	0.3%	3.08
Q.5	55%	37.3%	5.6%	1%	1%	3.44
Q.6	39%	29%	18.6%	6%	7.3%	2.86
Q.7	39.6%	18.3%	16%	12%	14%	2.57
Q.8	19.3%	47.6%	25.3%	5.6%	2%	2.76
Q.9	24.3%	44.6%	25.6%	4.3%	1%	2.87
Q.10	40.6%	34%	13.6%	6.6%	5%	2.98
Q.11	35.3%	40%	18%	6.6%	0%	3.04
Q.12	60.3%	28.3%	7%	3.6%	0.6%	3.44
Q.13	53.3%	25%	11.3%	5.3%	5%	3.16
Q.14	45.3%	30%	11.6%	6%	7%	3.00
Q.15	27.3%	49.3%	20%	2.3%	1%	2.99
Q.16	34%	47%	11%	5%	2.3%	3.06
Q.17	40%	45%	12.3%	1.3%	1.3%	3.21
Q.18	32.3%	46%	8%	9.6%	4%	2.93
Q.19	12%	26.6%	25%	17.6%	18.6%	2.0
Q.20	28%	50.6%	17%	1.6%	2.6%	2.99

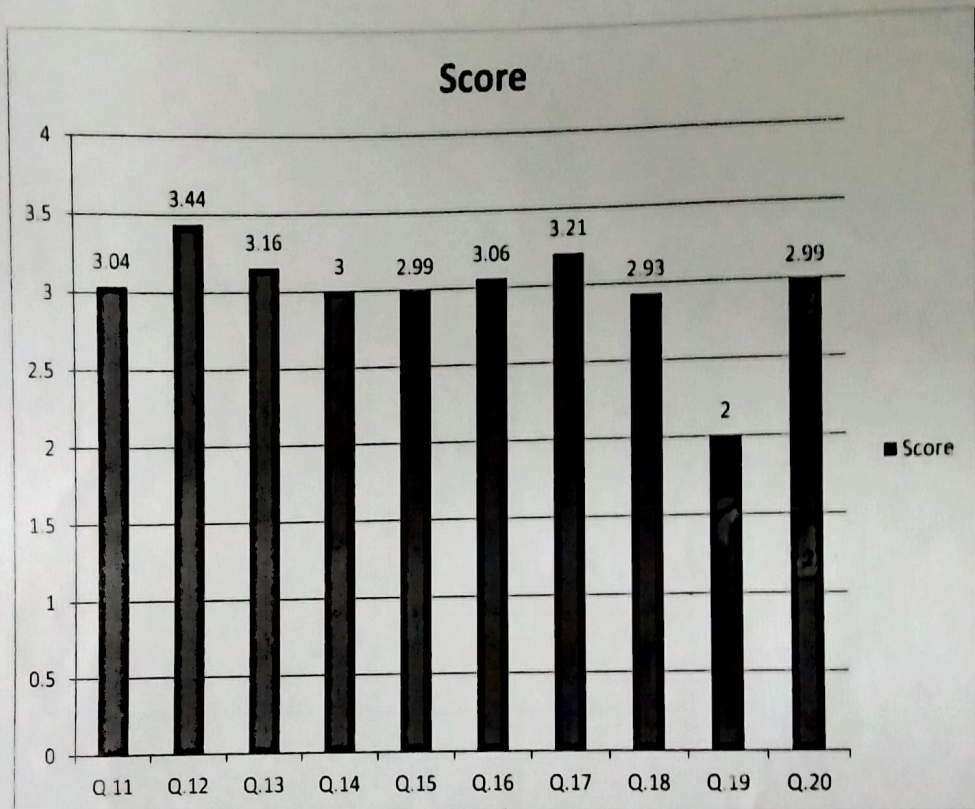
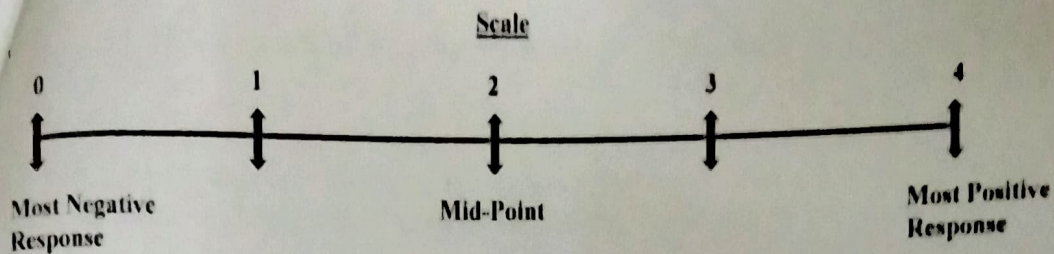
  
 Officiating Principal  
 Kumari Vidyavati Anand  
 DAV College for Women  
 Karnal

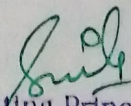
## Student's Satisfaction Score (Teaching & Learning)



*Smit*  
Officiating Principal  
Sumari Vidyavati Anand  
DAV College for Women  
Karnal


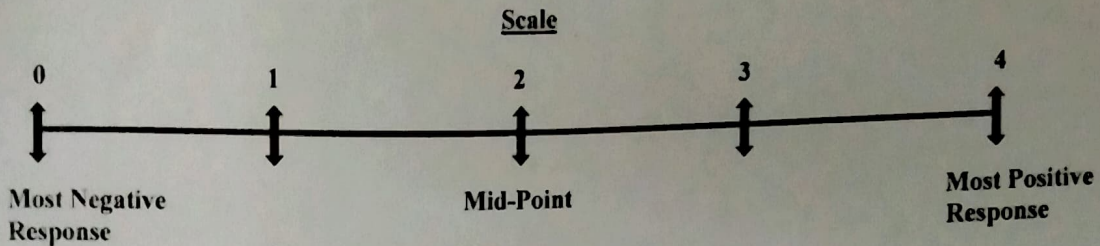




  
 Officiating Principal  
 Sumari Vidyavati Anand  
 DAV College for Women  
 Karnal

## Mean Student Satisfaction Score (Teaching & Learning)

The mean score for each question is calculated and the overall mean is obtained. This figure range from 4 to 0 and gives the mean satisfaction level of the students for the institute.



\*\*\*\*\*

*Smita*  
Officiating Principal  
Kumari Vidyanvati Anand  
DAV College for Women  
Karnal